




# Backwell School

Induction 2022

# Role of the tutor

- Meet and greet tutees every day
- To register students and lead tutor time 8.45-9.05 every morning
- To register students every day and monitor attendance
- Monitor attendance, rewards and behaviour
- Give messages and information to students
- **Tutors are the first point of contact for students and parents with concerns/questions.**
- To email the tutor, use the school email address: [mailbox@backwellschool.net](mailto:mailbox@backwellschool.net) and FAO tutor's name in the subject heading



**Backwell School**  
A National Teaching School

Parents' Handbook

# Preparing for the school day

- Pack school bag and have uniform ready the **night before**
- Students to check their bag for planner, pencil case, PE kit, lunch, bus pass, etc in the **morning**
- Leave in time to get bus/coach... (information on stops and times will come through North Somerset or the school depending on area)
- Arrive on site **by 8.40**
- **8:45 in tutor base** for tutor time or main theatre for assembly (Weds)

# What happens in tutor time?

Example schedule

WEEK 1 & 2	Mon	Tues	Wed	Thurs	Fri
Year 7	Silent Reading/ Rewards	Personal Development	Assembly	SLT Assembly	Personal Development

- Students will need to pack a book for silent reading sessions
- **Personal Development** is a planned session (twice weekly) about a range of topics, such as healthy relationships and online safety.
- Student will have **assemblies** in the Main Theatre each week delivered by the Head of Year 7 and Senior Leaders on an alternating basis
- A recorded assembly from Senior Leaders every other week
- Students requiring additional support in Numeracy and or Literacy will attend catch up sessions in ES during registration time as necessary

# Timetable

- Two week rotation – we recommend a copy on the fridge and where your child completes their home learning.
- Students will have a copy of this in their planner
- Only Maths is set in Year 7
- DT is taught in small groups

	1Mon	1Tue	1Wed	1Thu	1Fri
REG	Dr R E Jackson <b>Tutorial</b> H4	Miss P G Groves <b>Tutorial</b> H4	Dr R E Jackson <b>Tutorial</b> H4	Dr R E Jackson <b>Tutorial</b> H4	Dr R E Jackson <b>Tutorial</b> H4
1	Miss K L Alford <b>Maths</b> MA6	Mrs R Fowkes <b>Core PE</b>	Miss S H Taylor <b>Science</b> S12	Mrs V A Hampson <b>Spanish</b> ML3	Mrs S Newall <b>D &amp; T</b> AR3
2	Miss E Merry <b>Performing</b> DTH	Mrs R Fowkes <b>Core PE</b>	Mr C Stubbs <b>Geog</b> GE1	Mrs V A Hampson <b>Spanish</b> ML4	Mrs S Newall <b>D &amp; T</b> AR3
3	Mrs L Thomas <b>History</b> H4	Mrs L Thomas <b>History</b> H4	Miss K L Alford <b>Maths</b> MA6	Miss H Mauro <b>Music</b> MU2	Miss R E Wolfe <b>Art</b> AR2
4	Miss R E Wolfe <b>Art</b> AR2	Mrs G L King <b>Spanish</b> ML8	Miss K L Alford <b>Maths</b> MA6	Miss H Mauro <b>Music</b> MU2	Miss R E Wolfe <b>Art</b> AR2
5	Mr S J Sare <b>Phil&amp; Reli</b> H6	Mr S J Sare <b>Phil&amp; Reli</b> H5	Mrs L Thomas <b>History</b> H4	Mrs F L Jessop <b>English</b> C1	Miss S H Taylor <b>Science</b> S12
6	Mrs L J Griffiths <b>Science</b> S12	Miss E Merry <b>Performing</b> SFT	Miss H Gocoul <b>English</b> C1	Mr J Cahill <b>IT</b> GIT	Mrs F L Jessop <b>English</b> C1


	2Mon	2Tue	2Wed	2Thu	2Fri
REG	Dr R E Jackson <b>Tutorial</b> H4	Miss P G Groves <b>Tutorial</b> H4	Dr R E Jackson <b>Tutorial</b> H4	Dr R E Jackson <b>Tutorial</b> H4	Dr R E Jackson <b>Tutorial</b> H4
1	Miss K L Alford <b>Maths</b> MA6	Mr C Stubbs <b>Geog</b> GE1	Miss K L Alford <b>Maths</b> MA6	Miss H Mauro <b>Music</b> MU2	Miss E Merry <b>Performing</b> DTH
2	Miss K L Alford <b>Maths</b> MA6	Mr S J Sare <b>Phil&amp; Reli</b> H8	Miss K L Alford <b>Maths</b> MA6	Mr M J Sales <b>History</b> Q1	Miss R E Wolfe <b>Art</b> AR2
3	Mr M J Sales <b>History</b> Q1	Mrs R Fowkes <b>Core PE</b>	Mrs L J Griffiths <b>Science</b> S12	Mrs G L King <b>Spanish</b> ML3	Mrs S Newall <b>D &amp; T</b> AR3
4	Miss H Gocoul <b>English</b> C1	Mrs R Fowkes <b>Core PE</b>	Mrs L J Griffiths <b>Science</b> S12	Mr C Stubbs <b>Geog</b> GE1	Mrs S Newall <b>D &amp; T</b> AR3
5	Mr J Cahill <b>IT</b> GIT	Miss S H Taylor <b>Science</b> S12	Miss S H Taylor <b>Science</b> S12	Ms R Lowrie <b>Lib Lesson</b> LB1	Mr C Stubbs <b>Geog</b> GE1
6	Mrs G L King <b>Spanish</b> ML3	Mrs G L King <b>Spanish</b> ML3	Mr S J Sare <b>Phil&amp; Reli</b> H8	Mrs F L Jessop <b>English</b> C1	Mrs F L Jessop <b>English</b> C1

# Language allocation

**Mendip / Cotswold**



**Sedgemoor / Quantock**



# The school day

- Each lesson is 50 minutes long. Some subjects have double lessons in the morning, once a week.
- There is **NO gap between lessons**, so students should move swiftly between P1/2, 3/4 and 5/6.
- We encourage watches for time-keeping. Students are NOT allowed to use their phones to check the time.
- Staggered finish for KS3/4 to ease pedestrian congestion on Station Road.
- There is a late bus at 16:30 every day (Yatton and Claverham ONLY)

08:40	Be at school
08:45	Tutor time or assembly
09:05	Period 1
09:55	Period 2
10:45	Break (25 mins)
11:10	Period 3
12:00	Period 5
12:50	Lunch (40 mins)
13:30	P5
14:20	P6
15:05	School finishes (KS3)

# How do we get information to you?

- All letters are sent home by email and are on the school website.
- An email is sent to all parents every Friday with attachments of the letters sent home that week.
- All home learning is assigned via Frog, our online platform.
- Please do not come to school to speak with staff unless you have a meeting booked



# Uniform

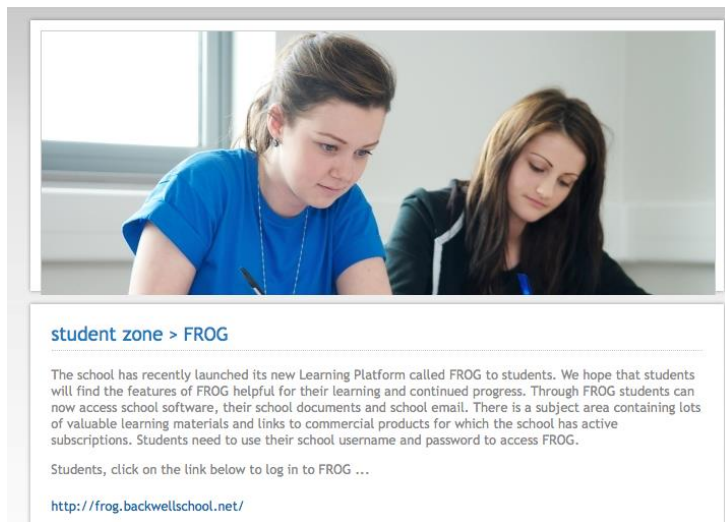
- Parents/carers' support on uniform is essential.
- All details can be found on school website and School Handbook
- BLACK SHOES (not canvas, must be polishable). Trainers are not to be worn.
- We encourage school bags not handbags.
- Please label all clothes especially sweatshirts and PE kit!
- Hoodies are not to be worn.



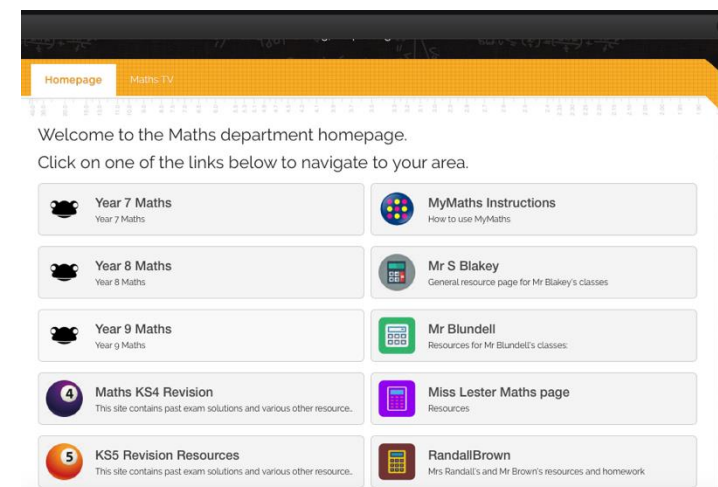
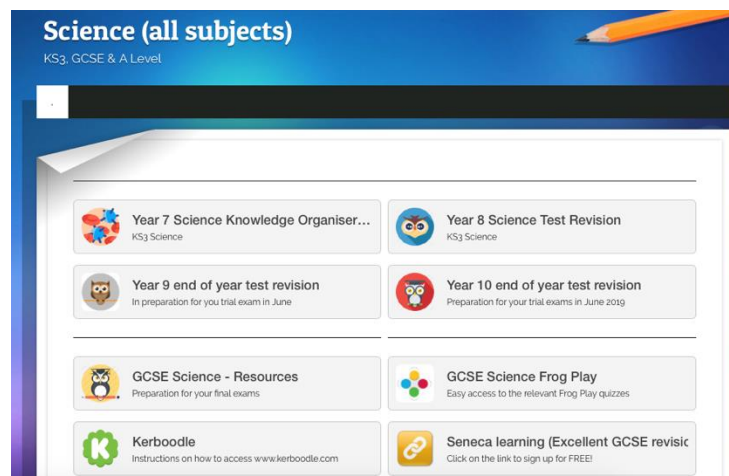
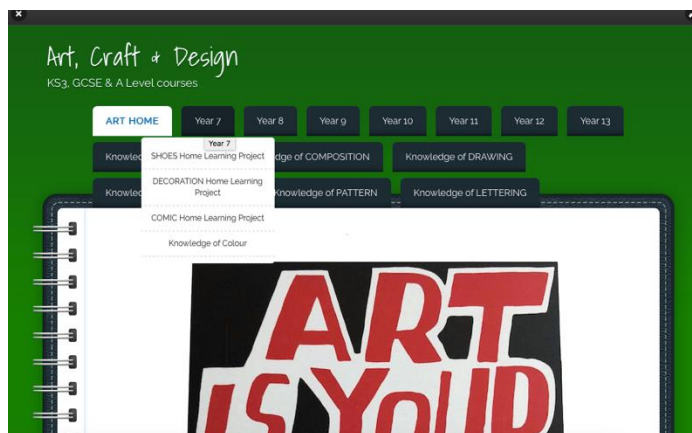
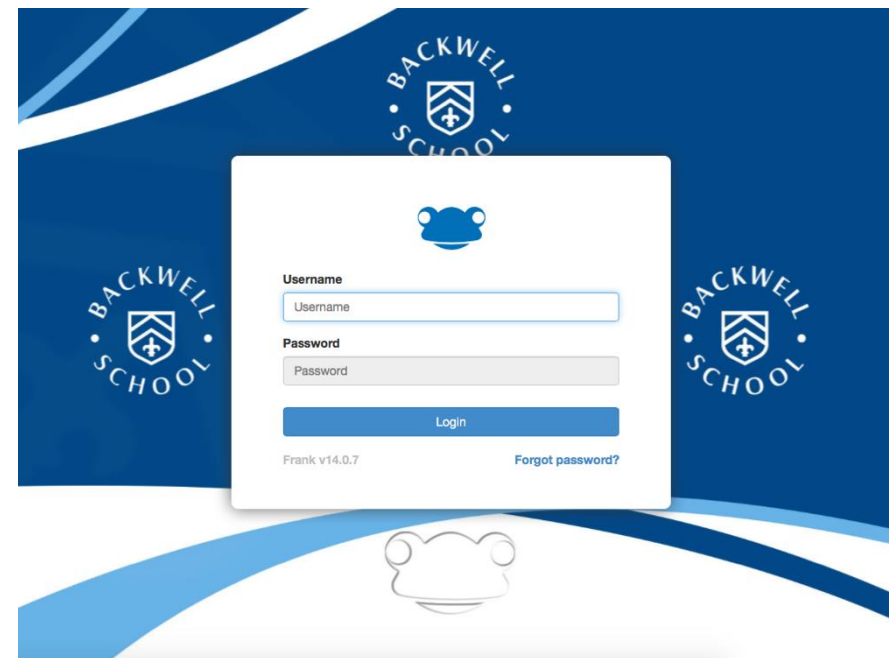
# Illness/absence

- It is vital that you let us know as soon as possible if your child will be unable to attend school.
- The absence phone number is on the school website and in your child's planner. Please ring and leave a message. Our school attendance officer will contact you if your child is not in and we have not received a message.
- For advance information about a known absence please email: [absence@backwellschool.net](mailto:absence@backwellschool.net)
- Holidays in school time are discouraged. They can only be authorised by Mr Conkie (Deputy Head).

# Frog



- Student dashboard
- Home learning assignments
- Notices - reminders
- Email
- Resources
- Parents' evening
- **GET THE FROG APP!!**





# Student Dashboard

Backwell School

Student Notices

My Timetable

My Home Learning

Email / Office 365

Subjects

Careers

Rewards

Twitter

Letters Home

Catering

Suggestions

Useful links

Wellbeing

Week beginning: 20 Jun



The Food Bank

Information on the local Food Bank we donate to and ...



Clubs + Courses

Spring & Summer 2021



Anti-Racism at Backwell



Student Council

Information and news from the student council



6th Form

Information and notices



Well-being

Information



Year 11 Revision Guidance 2022



Yearbook 2022



# Key reminders

# Home Learning

## Staggered introduction...

Nothing will be set in the first fortnight

Only English, Maths and Science in the second fortnight

*and then....*

### One assignment per week

- English
- Maths
- Science
- French/Spanish

### One assignment per fortnight

- History
- Geography
- P&R
- Art
- DT

### One assignment per term

- Music
- Performing Arts



# Rewards and Behaviour

## Backwell School

### BEHAVIOUR EXPECTATIONS

- 1 *Be prepared to learn*
- 2 *Work to the best of your ability*
- 3 *Let others learn*
- 4 *Be respectful to all others and the school environment*
- 5 *Contribute positively to the school*





# Mobile Phones

- Mobile Phones are not to be used by pupils in school: At ALL times they must be switched off and in your child's bag.
- At the end of the school day, pupils can use their mobile phones to contact parents.
- If a mobile is seen during the school day it will be confiscated and will need to be collected at the end of the school day. Parents will be notified. If a third confiscation occurs you will be asked to come in to collect the phone from school. This includes iPods, MP3 players, electronic games etc.
- Emergency contact during the day
- Loss or damage to valuable items
- Watches (no smart watches)



# Parents' Evenings

- In Term 1 you will be invited to meet with the tutor and discuss how your child is settling in.
- During the school year you will receive two short reports indicating academic progress, effort, behaviour and completion of home learning.
- You will also have the opportunity to meet your child's subject teachers during Parents' Evening (online). Booking system on the school website.

# Who can help if there is a problem?

- The tutor will normally be first port of call
- Email: [mailbox@backwellschool.net](mailto:mailbox@backwellschool.net) and mark the e-mail FAO for the tutor, pastoral leader or subject teacher
- Students can also visit Student Services during the day, e.g. to report something lost or if they become unwell.



Any questions?

## School Uniform (Years 7 – 11)

- **School polo shirt:** With school badge and appropriate house colour trim. *This item must be purchased from the school's uniform supplier.*
- **School jumper:** Navy blue knitted jumper with embroidered school badge, and appropriate house colour stripe. *This item must be purchased from the school's uniform supplier.*
- **Trousers:** Formal, black, tailored style only. The school's uniform supplier stocks boy's and girl's school trousers. Trousers **must be** tailored style and loose fitting. If parents are able to match the style by purchasing from high street stores this is acceptable. If you wish to buy trousers from another supplier please check that they conform to the same specification as those available from our official suppliers. We do not allow denim, canvas or chino styled trousers. No leggings, jeggings, very narrow leg, trousers which end at the ankle or tight fit items, no zips, studs or rolled up styles.
- **Skirt:** School tartan patterned skirt, knee length. *This item must be purchased from the school's uniform supplier.*
- **Shoes:** Sensible, plain black, flat shoes of a design that can be polished. Trainers and canvas shoes are **not** permitted. No boots and no high heels.
- **Tights:** If tights are worn they must be black or neutral in colour and not be footless.
- **Socks:** Should be plain black. No socks over tights.
- **Coats:** Any sensible, weatherproof outdoor coat (no denim or leather jackets or hooded sweatshirts). Fluorescent bands or strips are encouraged to be worn for road safety purposes.
- **Jewellery:** Maximum of 1 pair of earrings (stud or sleeper) in the ears and/or one stud in the nose. These *must* be removed for PE/sports activities. No other facial piercings, spacer style or spiked earrings allowed. Students will be asked to remove any other form of piercing.
- **Nail varnish:** only clear nail varnish is allowed and students will be asked to remove coloured varnish. Long acrylic nails are a health and safety risk and are not allowed.
- **Make-up:** make up is only allowed if it is applied discreetly; heavy make-up, false eyelashes etc. is not permitted and students will be asked to remove this.
- **Hairstyle:** Hair to be groomed and a natural single colour. No unnatural coloured hair dye. Extreme forms of hairstyle are not acceptable.
- **Vest:** If a student feels the cold they can wear a vest or thermal layer under their polo shirt. This must not be visible at the neck. No T-shirts under polo shirts.